
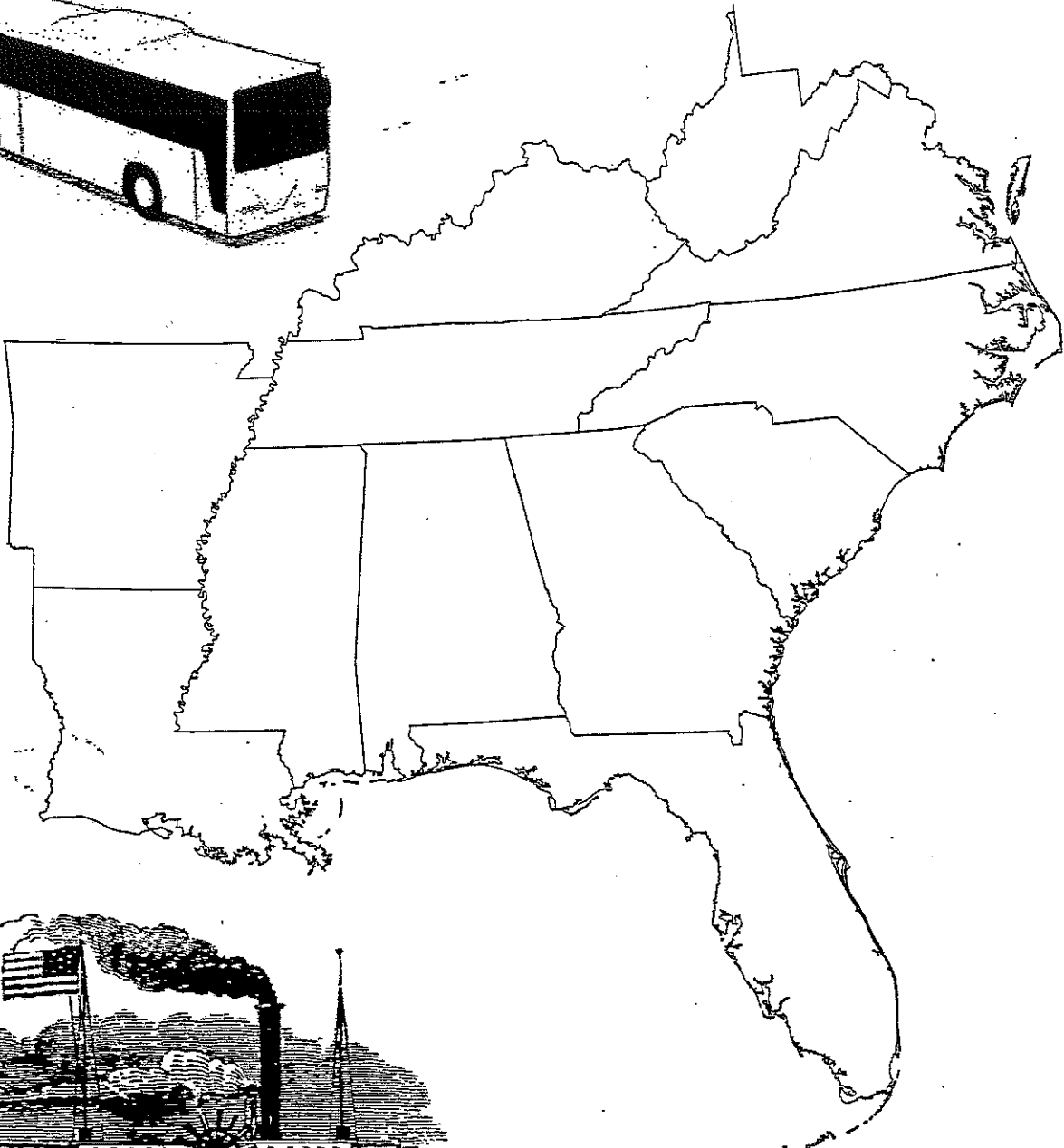
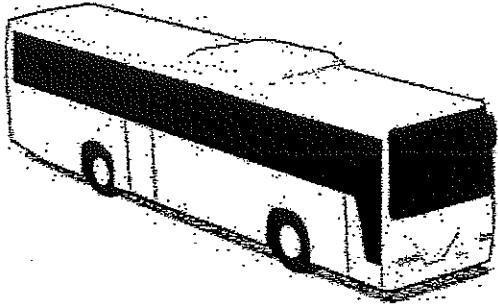


A Boat and Bus tour of the Southeast



Name: _____


My Tour of the Southeast




Stops 1-3

Fishing Boat Tour


Stop 1: Everglades National Park, Florida




Stop 2: The J.F.K. Space Center at Cape Canaveral, Florida



Stop 3: Jamestown, Virginia





Souvenirs




Stop 4
Appalachian Bus Tour

Stop 4: A Coal Mine in Appalachia




Stops 5-9
Riverboat Tour

Stop 5: Memphis, Tennessee




Stop 6: The French Quarter in New Orleans




Souvenirs


Stop 7: An Oil Rig in the Gulf of Mexico



Stop 8: A Cotton Plantation in Natchez, Mississippi



Stop 9: Montgomery, Alabama



Souvenirs

YOUR SITE 3: European Settlement at Jamestown, Virginia

Step 1: Find a flat area in the classroom where you and your partners can play a game.

Step 2: Send one student from your group to get a copy of *Student Handout 6B: The Survival Game*, one die, and three game pieces from your teacher.

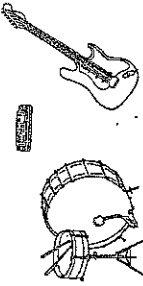
Step 3: Suppose that you are a settler in Jamestown from 1607 to 1625. During those years, life at Jamestown was very hard. Only one settler in eight survived. Play the game *Survival* to see if you might have been one of the few who survived.

- Place three game pieces at “Start” on the game board.
- Take turns rolling the die to see who will go first. The person with the lowest roll goes first.
- Take turns rolling the die. Move your game piece the number of spaces that appear on the die. Follow the arrows. If you land on a grave marker, you are out of the game.
- Play the game four times. See how many times each player can “survive.”

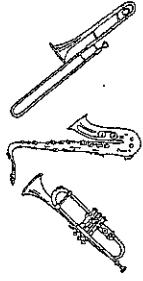
Tour Site 6: American Musical Traditions on a Mississippi Riverboat

1. After listening to the four musical styles, circle the one you enjoyed the most.

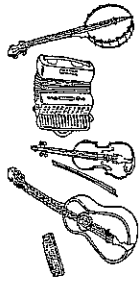
Delta Blues



Dixieland Jazz



Cajun Music



Bluegrass



2. Sketch two people listening to the style of music you selected. What are they doing?

Tour Site 9: Civil Rights in Montgomery, Alabama

Step 1: If your teacher calls on you, read one of the examples of prejudice in the early 1950s.

Examples of Prejudice in the Early 1950s

African Americans in the Southeast during the 1950s

- could not go to school with white children.
- could not sit where they wanted to in a movie theater. Blacks had to sit in the balcony or in the back.
- could not sit where they wanted to on a bus. Seats up front were saved for whites.
- could not go to whatever amusement park they wanted to. Many were closed to African American children.
- could not vote. Most blacks could not vote anywhere in the Southeast during the 1950s.
- could not drink from water fountains reserved for whites.
- could not swim at beaches set aside for whites.

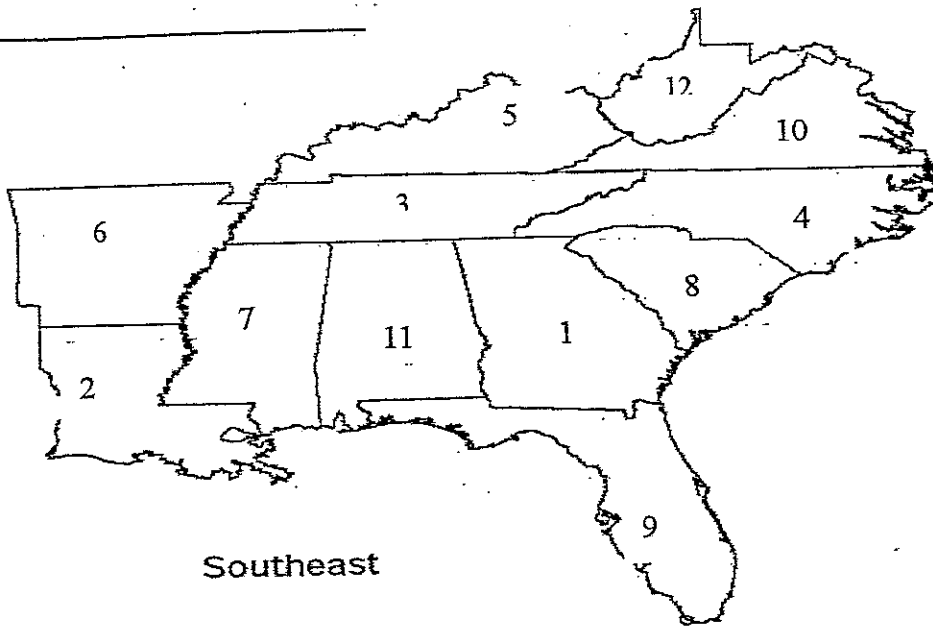
Step 2: Find an area in the classroom where you and your partners can do an art project.

Step 3: Get poster paper and colored markers or crayons from your teacher.

Step 4: Suppose that you are living in the United States in the early 1950s. Create a protest sign against one of the examples of prejudice that African Americans face. The sign should be large, colorful, and have a memorable slogan or saying.

Step 5: When your teacher asks you to, carry your sign in a protest march, as the song "We Shall Overcome" plays.

Name _____ # _____
 Date _____



Southeast

Southeastern States
 Lesson 2

1. _____
2. _____
3. _____
4. _____
5. _____
6. _____
7. _____
8. _____
9. _____
10. _____
11. _____
12. _____

50 States That Rhyme

While in school I studied, US geography.
 The teacher asked "Will you stand up, and list the states for me?"
 My knees began a knockin'. My words fell out all wrong;
 then suddenly, I stood up and I sang this little song.

Alabama and Alaska, Arizona, Arkansas,
 California, Colorado, Connecticut and more.
 Delaware, Florida, Georgia and Hawaii, Idaho.
 Illinois, Indiana, Iowa, still 35 to go.

Kansas and Kentucky, Louisiana, Maine.
 Maryland, Massachusetts, and good ole Michigan.
 Minnesota, Mississippi, Missouri, and Montana,
 then Nebraska's 27, number 28's Nevada.

Next, New Hampshire and New Jersey,
 and way down, New Mexico.
 Then New York, North Carolina,
 North Dakota, O - Hi - O.

Oklahoma, Oregon, Pennsylvania, now let's see.
 Rhode Island, South Carolina,
 South Dakota, Tennessee.

Texas, then there's Utah.
 Vermont, I'm almost through.
 Virginia, then there's Washington and West Virginia, too.

Could Wisconsin be the last one in the 49.
 No, Wyoming is the last state in the 50 states that rhyme.

When I stood up, all outta breath, the teacher said, "That's great.
 I am impressed. You were the best at listing all the states.
 But if you wanna get an A for that silly little rhyme,
 stand right up, and sing that song,
 but do it double time. (Then sing the song double fast)

Southeast Region Scrapbook Rubric	Points Earned	Points Possible
<p>Did you include <u>important</u> information about each tour stop on your journal pages? <i>I am looking to see if you chose important facts to include about each tour stop. I am also looking to see if you included enough information about each tour stop.</i></p>		9
<p>Did you put visible effort into your drawings? <i>I am looking at your journal page pictures to see if you took extra time to make your pictures accurate and colorful.</i></p>		4
<p>Did you pay attention to correct grammar, spelling and capitalization? <i>I am looking to see if you spelled the names of the places correctly and other words that you could have found in your textbook. I am also looking to see if you capitalized proper nouns.</i></p>		4
<p>Did you put visible effort into your souvenir scrapbook pages? <i>I am looking to see if your souvenirs are in order and if you took extra time to design your scrapbook pages.</i></p>		6
<p>Did you complete the map, and tour sites? (2pts each)</p>		8
		31

Southeast Region Scrapbook Rubric	Points Earned	Points Possible
<p>Did you include <u>important</u> information about each tour stop on your journal pages? <i>I am looking to see if you chose important facts to include about each tour stop. I am also looking to see if you included enough information about each tour stop.</i></p>		9
<p>Did you put visible effort into your drawings? <i>I am looking at your journal page pictures to see if you took extra time to make your pictures accurate and colorful.</i></p>		4
<p>Did you pay attention to correct grammar, spelling and capitalization? <i>I am looking to see if you spelled the names of the places correctly and other words that you could have found in your textbook. I am also looking to see if you capitalized proper nouns.</i></p>		4
<p>Did you put visible effort into your souvenir scrapbook pages? <i>I am looking to see if your souvenirs are in order and if you took extra time to design your scrapbook pages.</i></p>		6
<p>Did you complete the map, and tour sites? (2pts each)</p>		8
		31

